

mini crosser
by Pride Mobility

PRIDE[®]
MOBILITY PRODUCTS LTD.
LIVE YOUR BEST[®]



Mini Crosser X1 and X2
by Pride Mobility



Contents

Introduction	04
X1	05
X2	06 - 07
Cabin Crosser	08 - 09
Standard Seat	10 - 12
Made to order	13 - 15
Accessories	16 - 22

Introduction



Mini Crosser X-model, 4-wheeler

The Mini Crosser X series is the strongest and most comfortable electric scooter on the market by miles. Its powerful motor and unique suspension are packaged in a highly elegant design. With a wide range of seats and accessories to meet every requirement.



- Speed - 8 mph (12.9km/h)
- Height without seat - 690 mm (27")
- Overall length - 1400 mm (55")
- Total width (without seat) - 680 mm (27")
- Step height - 110 mm (4")
- Turning radius 1650 mm (65")
- Weight without seat and batteries 124 kg
- Seat width from 350mm- 700 mm (14" - 27.5")
- Suspension - unique, adjustable rear suspension. Single front suspension.
- Tyres - pneumatic, puncture-proof (optional)

X1



Features the Mini Crosser with 50 cm ERGO2 seat, standard wheels and mirrors.

Available in:



Copper Orange

Black

Top quality on 4 wheels

The highest quality in the industry with supercomfortable suspension. The mini crosser is an extremely powerful and reliable scooter, suitable for all climates, with a long life expectancy of at least 10 years. Suitable for driving in both urban and rural areas.

Available on:



Manual Display



Space to put your feet whilst protecting you from splashing water and dirt



X2



*Wing mirror and clutch optional add on

Available in:



Copper
Orange

Black


The Mini Crosser X2

The Mini Crosser X2 is based on the proven X1. The X2 offers the same facilities and equipment as the X1, however the control panel on the X2 provides a whole range of new and innovative features. The light sensitive display provides an abundance of easy to use attributes.

Control panel features include:

- date
- time
- temperature
- kilometres/miles
- covered, current speed
- battery status

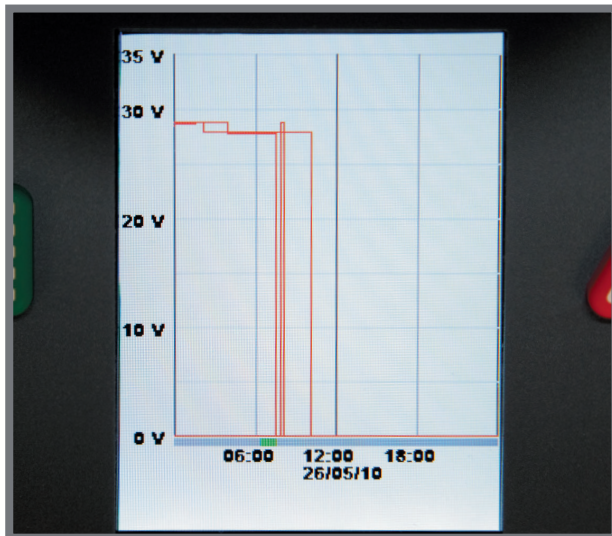




Headlight assistant (as standard on the Mini Crosser X2)



The Indicators



Data Storage

Headlight assistant

The Mini Crosser X2 has as standard a headlight assistance, adjusting to the light conditions with a day/night sensor.

The lights will automatically turn on at night or when entering the garage.

The indicators

You can customise your Mini Crosser. The indicators have a sound option as well as optional auto turn off capabilities.

Data storage

The data on your Mini Crosser is stored to make servicing faster and more efficient.



Technical Details

- Speed - 8 mph (12.9 km/h)
- Height - 1615 mm (63.5")
- Overall length - 1610 mm (63")
- Overall width, without accessories - 760 mm (30")
- Overall width, with mirror - 1050 mm (41")
- Step height - 110 mm (4.3")
- Seat width from 350 - 500 mm (14" - 20")
- Turning radius - 1650 mm (65")
- Total weight (including 56 Ah batteries and 45 cm ERGO2 seat): 243 kg

Cabin Crosser

The Cabin Crosser

The Mini Crosser is available with a Cabin on any made to order scooter. The Cabin comes with an optional heater, so even in wintertime, you can enjoy driving outside. As standard, the Cabin is equipped with an electric wiper and washer as well as low noise level insulation.

You can open the windows of the lockable doors.

The Cabin can also be equipped with a back camera (accessory) for a better view when driving backwards.

In summertime, the doors can be taken off and stored so you're left with the large front and back windows have scratchproof safety glass.



The door handle

The door handle is large, making it easy to open the lockable door.

Auxiliary heater

With the auxiliary heater (accessory), the driver can easily set the temperature by using the digital indicator.



The door handle



Auxiliary heater



Easy to open door

Standard Seat



Adjustable seat depth



Adjustable armrests



Adjustable headrest



For the Mini Crosser X1 and X2 (ERGO2)

Adjustable seat depth

The back of the seat is in depth from 320 mm to 550 mm.

Adjustable armrests

Each armrest can be individually adjusted 140 mm vertically and 25 mm in width.

Adjustable headrest

The headrest can be adjusted up and down, forward and backward.



Lever for adjustable forward / back seat

Lever for adjustable forward / back seat

The seat can be moved forward or back as desired, within a distance of 200 mm.



Adjusting the armrest angle



Seat folds down for compact easy transportation

Adjusting the armrest angle

The seatback angle can be adjusted 45° backwards and 90° forwards. This is done by pulling the handle on the right side of the seat.

Seat folded down



Handle for seat swivel



Handle for seat swivel

The seat can then be turned to either side in 45° intervals. The the spring loaded lever locks automatically when released. This lever is located on the right side by default, but can adjusted to the left side even on the standard model.

Made to Order Options



ERGO2 HD seat 600 mm (24")



ERGO2 HD seat 700 mm (27")



Child Seat 350 mm (14") seat width



Junior Seat 400 mm (16") seat width

ERGO2 HD seat

ERGO2 HD seat with additional reinforcement on seat and armrests.
Weight capacity: 39st (250 kg)

Width sizes available:
600 mm (24")
700 mm (27")

ERGO2 child seat

Our ERGO2 seat, tailored to children.

Child seat:
Width 350 mm (14")
Depth 200 - 300 mm. (8" - 12")

Junior Seat:
Width 400 mm (16")
Depth 250 - 400 mm (10" - 16")



Electric operation - max weight 39 st (250 kg)



Electric seat lift - max weight 39 st (250 kg)



Electric forward/backward - max weight 27.7 st (175 kg)



Electric backrest - max weight 27.7 st (175 kg)

The made to order electric operation feature is ideal for users with limited mobility who need that extra bit of assistance.



Electric seat tilt - max weight 27.7 st (175 kg)



Electric swivelling - max weight 27.7 st (175 kg)



Electric seat tilt

Maximum weight 27.7st (175 kg)

Electric swivelling

Maximum weight 27.7st (175 kg)

Accessories

Accessories

In addition to the unique adjustment options on the ERGO2 seat, we have a large selection of accessories that can be fitted onto the seat, making your life easier.



*Wing mirror and clutch optional add on

Wing Mirrors



Mirror extension 10 cm Left / Right.



Mirror for Cabin



Tiller basket



Accessory adaptor for cabin



Rear basket



Armrest bag



Cup holder



Mobile phone holder



Rear box with locking system



Oxygen tank holder



Mobile phone holder



Crutch support



Signal flag



Cane/ crutch holder



Adjustable handle with windscreen



Rollator carrier, Max weight 20 kg



Seatbelt



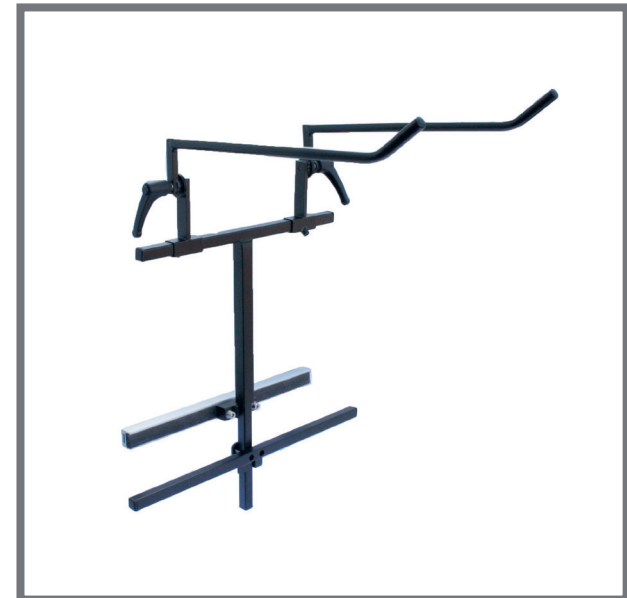
Warning triangle with bracket



Walking frame carrier, max weight 20 kg (44 lb)



Rollator carrier



Manual wheelchair holder



Trailer in black with lock and tow bar



Ball coupling for trailer



Speedometer for Mini Crosser X1



Tiller Handles - allows for 40 mm extension



Left and right accelerator, with switch



Twistgrip throttle control left and right



Foot lever for gas - wigwag



Weatherproof tarpaulin cover



Thermal waterproof driving cape



Rain cape



Raised footplate



Support of legs



Amputation support



Footplate sidebar



Stealth thigh support foldable



“We do not believe that one size fits all. When constructing a Mini Crosser, it has to be strong, stable and secure, but also simple and easy to use”



UK
CA | CE

REV 04 - 17/12/2024



PRIDE[®]
MOBILITY PRODUCTS LTD.
LIVE YOUR BEST[®]

Pride Mobility Products LTD reserve the right to alter, at any time, without prior notice, the design, Specification, packaging or price without the incurring any obligation

01869 324600 sales@pride-mobility.co.uk pride-mobility.co.uk